

Date Completed: _____

1

SOLD TO

Company: _____
Contact: _____
Address: _____
City: _____
State/Province: _____ Zip: _____
Phone: _____
Email: _____

2

END USER: (if different than sold to)

Company: _____
Contact: _____
City: _____
State/Province: _____ Zip: _____
Phone: _____
Email: _____

3

INSTALL OR SHIP
SELECTION:

Installed

Aero Location:
☐ Indianapolis, IN ☐ Kent, OH ☐ Valley, NE
Date Trailer(s) are available for Installation: _____

Ship Out - Knock-Down Model

Rail Length:
☐ Ship with 12' rails ☐ Ship with 23' rails
NOTE: Knock-Down requires assembly & installation

4

TRAILER INFORMATION:

Trailer(s) Make _____ Trailer(s) Model _____ Mfg. Year _____
Quantity: Trailer(s) VIN _____

Trailer Length: ☐ 53' ☐ 48' ☐ 45' ☐ Other _____
Trailer Width: ☐ 96" ☐ 102" ☐ Other _____

NOTE: If "Other" is checked for either length or width, must complete section 7 or 8

5

PRODUCT SELECTION:

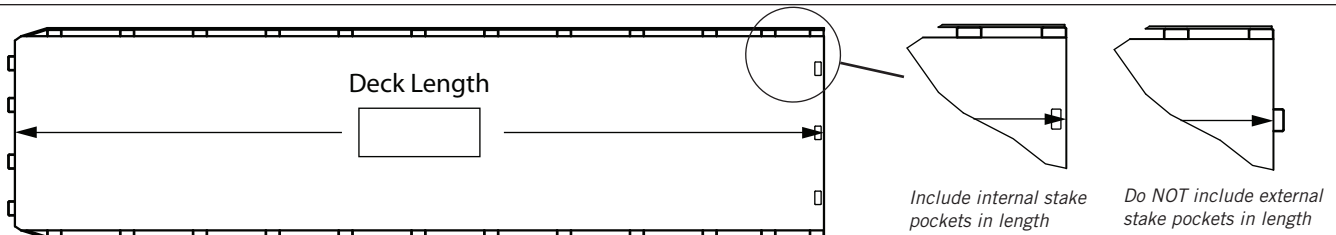
Standard Heights: <input type="checkbox"/> 60" <input type="checkbox"/> 72" <input type="checkbox"/> 84" <input type="checkbox"/> 96" <input type="checkbox"/> 98" <input type="checkbox"/> 100" <input type="checkbox"/> 102" <input type="checkbox"/> 104"		<input type="checkbox"/> Non-Standard Heights: Height _____ (Height Range: 60" - 120") <i>NOTE: Additional charges apply</i>
BULKHEAD	<input type="checkbox"/> Standard Non-DOT without access door <input type="checkbox"/> DOT Bulkhead (not available with access door) <input type="checkbox"/> Standard Non-DOT with access door (T-handle locks) <input type="checkbox"/> Heavy Duty Non-DOT with access door (cam locks) Standard Non-DOT with and without access door have mill finish skin DOT and Heavy Duty have polished skin	
	UPLIFTS <input type="checkbox"/> Double Uplift Bows (8"-10" tarp drop) <input type="checkbox"/> Quad Uplift Bows (4"-5" tarp drop) <input type="checkbox"/> Quint Uplift Bows (2"-3" tarp drop)	
	REAR LOCK <input type="checkbox"/> Speed Lock (over-center operation- operate front locks without releasing rear locks) <input type="checkbox"/> Tension Lock (screw drive operation)	
	CURTAIN <input type="checkbox"/> Roll Curtain (crank operation-full rear clearance) <input type="checkbox"/> Pull Curtain (rope & pulley operation-reduced rear clearance) <input type="checkbox"/> 1 Piece Crank <input type="checkbox"/> 3 Piece Crank <input type="checkbox"/> No Crank	
	Curtain Clamp <input type="checkbox"/> AeroRad Curtain Clamp <input type="checkbox"/> Standard Curtain Clamp	
PANEL COLOR	Standard Colors: <input type="checkbox"/> Black <input type="checkbox"/> White <input type="checkbox"/> Red <input type="checkbox"/> Royal Blue <input type="checkbox"/> Blue	Optional Colors: (lead times may vary) <input type="checkbox"/> Grey <input type="checkbox"/> Green <input type="checkbox"/> Orange <input type="checkbox"/> Silver <i>NOTE: Other colors may be available. Additional charges and minimum order quantities may apply</i>

6	SKYLIGHT	<input type="checkbox"/> No Skylights	<input type="checkbox"/> Skylight Every Other Panel	<input type="checkbox"/> Skylight Every Panel
	GRAPHICS	<input type="checkbox"/> No Graphics <input type="checkbox"/> Graphics (<i>graphic layout approved</i>) <small>NOTE: Must have an approved graphic layout attached.</small>		
	BULKHEAD	<input type="checkbox"/> No Chain Rack <input type="checkbox"/> Chain Rack <input type="checkbox"/> Chain Rack above Door <input type="checkbox"/> Chain Rack above Door Wide		
		<input type="checkbox"/> No Nose Cone <input type="checkbox"/> 26" Nose Cone 107" <input type="checkbox"/> 48" Nose Cone 107"		
	LIGHTS	<input type="checkbox"/> No Lights <input type="checkbox"/> Bulkhead Internal LED Spotlights <input type="checkbox"/> Bulkhead External Top Light Bar <input type="checkbox"/> Full Side Rail Light Strip		
PRODUCT OPTIONS:	BOXES	<input type="checkbox"/> No Boxes <input type="checkbox"/> Boxes with AeroFairing(s) <input type="checkbox"/> Boxes without AeroFairing(s)		
		<input type="checkbox"/> 24X24X60 Double Door T-Lock <input type="checkbox"/> 24X24X60 Extreme Weather <input type="checkbox"/> 24X24X60 Standard Cam Lock		
		<input type="checkbox"/> Other: H _____ x D _____ x L _____ Door: Single Door <input type="checkbox"/> Double Door <input type="checkbox"/>		
		Latch: <input type="checkbox"/> T-Lock <input type="checkbox"/> Weather Tough <input type="checkbox"/> Standard Cam Lock Mounting: <input type="checkbox"/> Driver Side Mount <input type="checkbox"/> Passenger Side Mount <input type="checkbox"/> Driver and Passenger Side Mount		

7 Deck Length

Determine style (internal or external) of stake pockets before measuring. Internal stake pockets should be included in the measurement, external stake pockets should not. **Note: An accurate deck length must be provided for any flatbeds that do not fit "industry" standard trailer lengths and fall within the cover ranges below; or the rear bow option without a full exterior sheet was selected section 5.**

☐ 53' (Covers: 52'-6" to 53'-2") ☐ 48' (Covers: 47'-6" to 48'-2") ☐ 45' (Covers: 44'-6" to 45'-2")



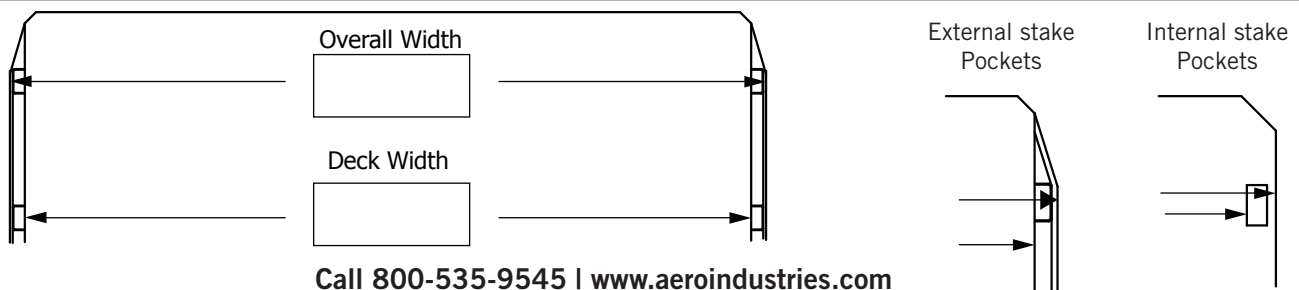
8 Trailer Width

Determine style (internal or external) of stake pockets before measuring. When measuring the deck width internal stake pockets should be included in the measurement, external stake pockets should not. The overall width should include all components including stake pockets, rub rail, etc. **Note: An accurate width must be provided for any flatbeds that are not an "industry" standard 96" or 102" width.**

Does the trailer have stake pockets? ☐ Yes ☐ No

If "no": ☐ Attach track directly to trailer side rail ☐ Provide spacers to create gap between track and trailer side rail

NOTE: A gap is required between the track and trailer side rail use Cargo restraint straps and winches.



Call 800-535-9545 | www.aeroindustries.com
Indianapolis, IN | Valley, NE | Kent OH

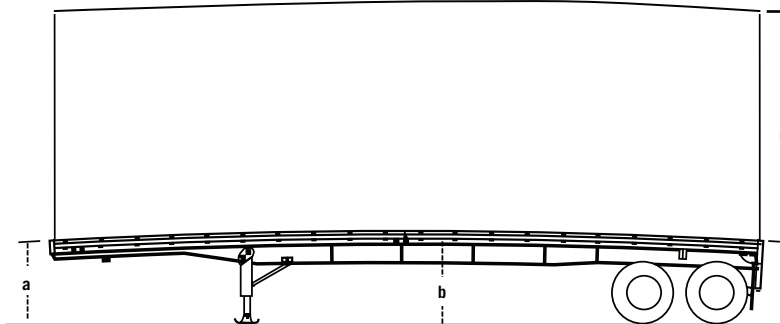
9

⚠ Important Verification of Overall Height

Aero Industries is not responsible for ensuring an installed Conestoga meets any applicable local, state and federal height regulations. It is the customer's responsibility to ensure compliance. A worksheet is provided below to accurately calculate the over height of an installed Conestoga. These instructions must be strictly followed to determine an accurate height.

Instructions:

- Trailer must be set at normal operating 5th wheel height. Air bags must be fully inflated to determine maximum deck height. The tractor intended to be used with the trailer should be attached prior to measuring.
- Required information:
 - (a) Measure at the front from the ground to the top of the trailer
 - (b) Measure at the center highest point from the ground to the top of the trailer
 - (c) Measure at the rear from the ground to the top of the trailer
 - (d) Conestoga height selected in section 5 **plus add 1"**



Conestoga Installed Height Verification Worksheet

Enter trailer measurements here:	(1)	Front of Trailer (a):	_____
	(2)	Center of Trailer (b):	_____
	(3)	Rear of Trailer (c):	_____
Enter the HIGHEST value from lines 1-3 here:	(4)	HIGHEST POINT of Trailer Measurements: <i>Largest of a, b, or c</i>	<input type="text"/>
Enter the Conestoga overall height here:	(5)	Conestoga Height from section 5 plus add 1" (d):	+ <input type="text"/>
Add lines 4 and 5:	(6)	Overall height of Conestoga and trailer:	= <input type="text"/>

Note: Conestoga internal height is 2" less than system height selected in section 5. Actual Height will be 1" higher than listed height

NOTE: Please use this worksheet to ensure the Trailer and Conestoga Overall Height meets local, state and federal height regulations!

Comments:

INDIANAPOLIS, IN
Indianapolis, IN 46241
800-535-9545
FAX: 317-244-1311

VALLEY, NE
Omaha, NE 68064
800-535-8552
FAX: 402-895-6129

KENT, OH
Kent, OH 44240
888-237-2262
FAX: 330-626-3277

ORDER CONFIRMATION FORM

10

To Be Completed by Aero	Install, Location : _____	Base Unit Price	<input type="text"/>
	Ship Out, FOB: _____	Option(s) Price	<input type="text"/>
	*Payment Terms: _____	Graphic Price	<input type="text"/>
	**Scheduled Completion Date(s): _____; _____; _____; _____; _____;	Sub-Total	<input type="text"/>
	_____; _____; _____; _____; _____; _____; _____; _____; _____;	Freight	<input type="text"/>
	_____; _____; _____; _____; _____; _____; _____; _____; _____;	Tax	<input type="text"/>
	NOTES:	Total Unit Price	<input type="text"/>
	<i>*Potential Price Increase: Aero Industries has reserved the right to change Conestoga kit and option pricing up to 30-days prior to scheduled installation/delivery date.</i>	Quantity X	<input type="text"/>
	<i>** All completed orders will be invoiced on either the date of pick-up/ shipment, or the seventh business day after the order is complete. A deposit may be required for new customers and non-standard systems.</i>	TOTAL PRICE =	<input type="text"/>
	<i>***Scheduled Completion Date(s) for installations are contingent upon trailers arriving to the installation facility a minimum 3 business days prior to scheduled installation date.</i>		
<i>Completed units left at an Aero facility for more than 30-days are subject to a daily storage fee.</i>			

11

To Be Completed by Customer	I hereby approve the specified items listed above. Orders will not be processed without completed and signed order confirmation.	
	Customer Signature _____	Date ____ / ____ / ____
	Print Name _____	Title _____
	Purchase Order _____	Phone Number _____
	Tax ID# (if applicable) _____	
NOTE: Any changes to the specifications above can be subject to applicable re-stocking and/or labor charges. Aero Industries reserves the right to change payment terms of orders. ORDERS CANNOT BE CANCELLED.		

Disclaimers	Width Note: The Conestoga will add approximately 6" to the overall width of the trailer. All 102" wide trailers will finish approximately 108" wide, and 96" trailers will finish approximately 102" wide. Custom height and width systems may require a 6.75" smooth face bulkhead. Please consult Federal, State, and Local agencies to ensure compliance regarding width regulations. Aero Industries, Inc. cannot ensure that any particular jurisdiction will find that the Conestoga is in compliance with Federal or State regulations and their interpretations. Conestoga conforms to all Federal DOT regulations for width. Please reference DOT #393.106 (d)(1).
	Federal Excise Tax Note: Section 4051(a) imposes a 12 percent excise tax on the first retail sale of automobile truck chassis, automobile truck bodies, truck trailer and semitrailer chassis, truck trailer and semitrailer bodies, and tractors of the kind chiefly used for highway transportation in combination with a trailer or semitrailer. Trucks with gross vehicle weight ratings of 33,000 pounds or less and trailers with gross vehicle weight ratings of 26,000 pounds or less are not subject to this tax. Section 4051(b)(1) imposes a 12 percent excise tax on the price of the installation of a part or accessory installed, or caused to be installed, by the owner, lessee, or operator of any vehicle that contains an article described in 4051(a). This tax only applies to installations made not later than months after the date the vehicle was placed in service. The 4051(b) excise tax on the installation of parts or accessories is imposed on the owner, lessee, or operator of the vehicle on which parts or accessories are installed. Company is not the owner, lessee, or operator of the vehicles on which Company installs accessories. Therefore, Company is not required to pay this excise tax on account of an installation.
	Potential Price Increase: Aero Industries has reserved the right to change Conestoga kit and option pricing up to 30-days prior to scheduled installation/delivery date.

Order Acceptance	Accepted by:
	Aero Industries _____ Date ____ / ____ / ____